


SYMPHONY SERIES ®

CONTEMPORARY/ENGINEERED





SYMPHONY SERIES®



Elegant and eco-friendly, our fine-quality engineered bamboo offers an innovative and broad scope to deliver an array of creative solutions for your projects.

Our Symphony Series® provides a range of cladding and acoustic options perfect for feature walls, ceilings, shading and soffits and is available in various designs, lengths and widths.

Creating a premium level of sophistication the Symphony Series® is popular with both indoor and outdoor applications due to their lightweight, versatility and seamless installation. The series comes in three styles with their own unique attributes:

- Cello – 18mm Ribbed/Slatted Look Cladding
- Tempo – 15mm Scalloped/Flat Cladding
- Alto – 10mm Scalloped/Flat Cladding
- Forte - Strandwoven Cladding for Exteriors
- Opera – Acoustic Panels

Our engineered bamboo holds Global GreenTag Level A and Platinum Health Ratings, guaranteeing sustainable manufacturing practices and non-toxicity.







FORTE FENCING

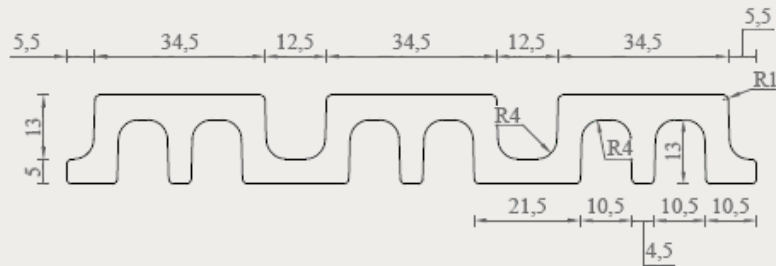
Sustainable, smart and thoughtfully designed, the House of Bamboo's newest composite bamboo fencing solution inspires contemporary outdoor design.

With an increasing demand for non-timber alternatives, this new product combines a clean design with easy installation. This innovative board system offers the beauty of natural hardwood timber without deforestation or loss of biodiversity. Installed as a complete system with matching posts and boards for a seamless finish, there are no visible fixings and all boards come pre-oiled with Woca.

This product is designed for aesthetics and those who value sustainable materials. Perfectly blending elegance, modern design and environmental responsibility.



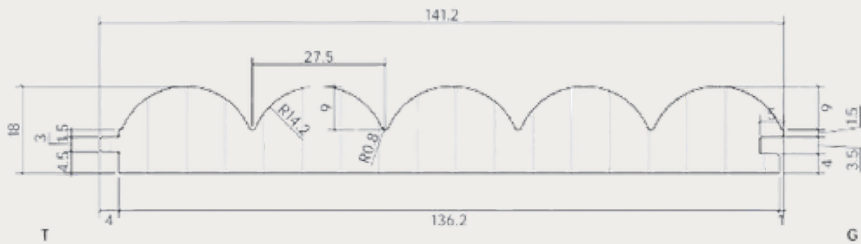
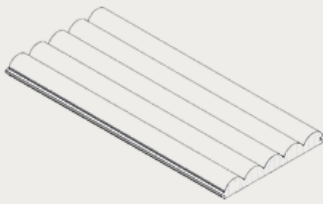
CELLO II



Note: Profile drawing are indicative and not to scale.

Colour	Width	Length	Thickness	Weight	Sku
Raw	140mm	2900mm	18mm	3kg	CLAD-SYMP-CELLO-2-W140-H2900-R
	140mm	5800mm	18mm	6kg	CLAD-SYMP-CELLO-2-W140-H5800-R

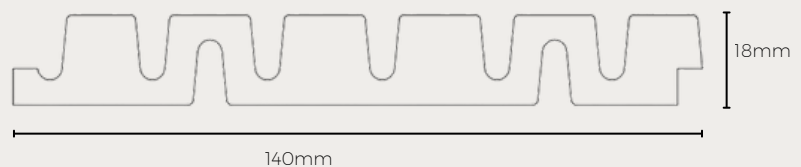
CELLO IV-B



Note: Profile drawing are indicative and not to scale.

Colour	Width	Length	Thickness	Weight	Sku
Raw	140mm	2000mm	10mm	3.77kg	CLAD-SYMP-CELLO-4B-W140-H2000-R
	140mm	2900mm	10mm	7.54kg	CLAD-SYMP-CELLO-4B-W140-H2900-R

CELLO V-S

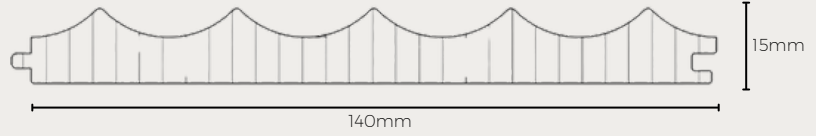
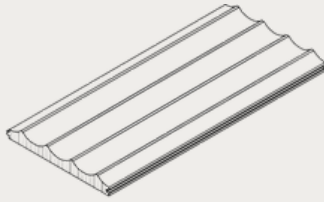


Note: Profile drawing are indicative and not to scale.

Colour	Width	Length	Thickness	Weight	Sku
Raw	140mm	2900mm	18mm	4kg	CLAD-SYMP-CELLO-5S-W140-H2900-R
	140mm	5800mm	18mm	8kg	CLAD-SYMP-CELLO-5S-W140-H5800-R

TEMPO VII

Order Only

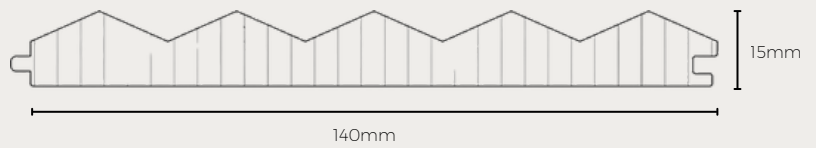
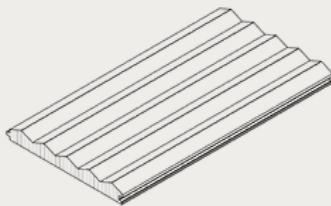


Note: Profile drawing are indicative and not to scale.

Colour	Width	Length	Thickness	Weight	Sku
Raw	140mm	2900mm	15mm	3.3kg	CLAD-SYMP-CELLO-7-W140-H2900-R

TEMPO VIII

Order Only

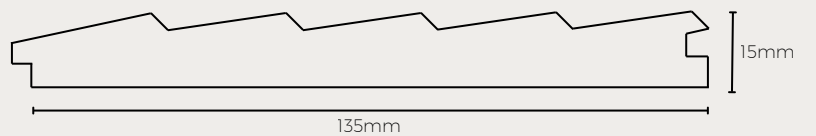
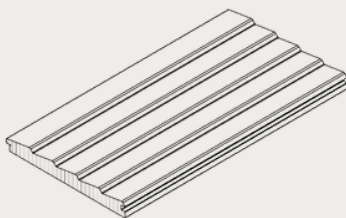


Note: Profile drawing are indicative and not to scale.

Colour	Width	Length	Thickness	Weight	Sku
Raw	140mm	2900mm	15mm	3.3kg	CLAD-SYMP-CELLO-8-W140-H2900-R

TEMPO IX

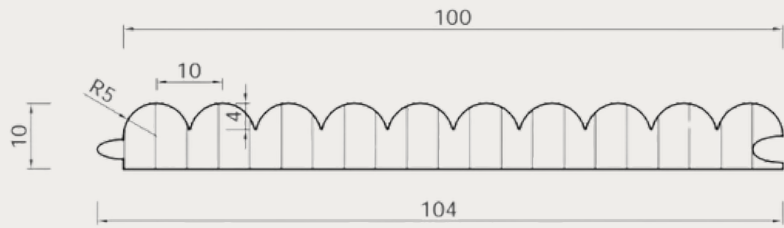
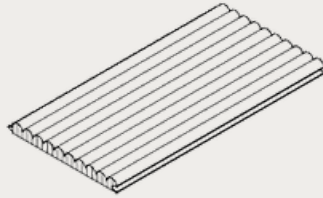
Order Only



Note: Profile drawing are indicative and not to scale.

Colour	Width	Length	Thickness	Weight	Sku
Raw	135mm	2900mm	15mm	2.7kg	CLAD-SYMP-CELLO-9-W135-H2900-R
	135mm	5800mm	15mm	3.3kg	CLAD-SYMP-CELLO-9-W135-H5800-R

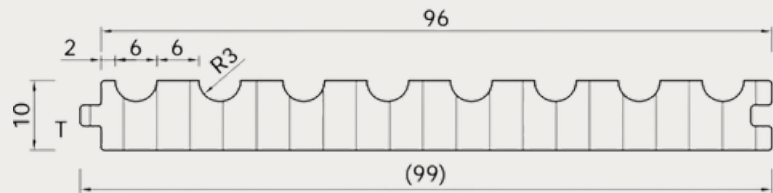
ALTO IV



Note: Profile drawing are indicative and not to scale.

Colour	Width	Length	Thickness	Weight	Sku
Raw	100mm	2000mm	10mm	1.36kg	CLAD-SYMP-CELLO-4-W100-H2000-R
	100mm	2900mm	10mm	1.97kg	CLAD-SYMP-CELLO-4-W100-H2900-R

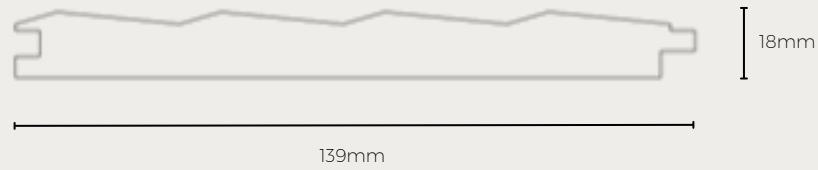
ALTO XI



Note: Profile drawing are indicative and not to scale.

Colour	Width	Length	Thickness	Weight	Sku
Raw	96mm	2000mm	10mm	1.126kg	CLAD-SYMP-CELLO-11-W96-H2000-R
	96mm	2900mm	10mm	1.633kg	CLAD-SYMP-CELLO-11-W96-H2900-R

FORTE I



Note: Profile drawing are indicative and not to scale.

Colour	Width	Length	Thickness	Weight	Sku
Carbonised	139mm	1860mm	18mm	4.607kg	CLAD-SYMP-CELLO-SB1-W139-H1860-C
Dark Carbonised	139mm	1860mm	18mm	5.026kg	CLAD-SYMP-CELLO-SB1-W139-H1860-DC

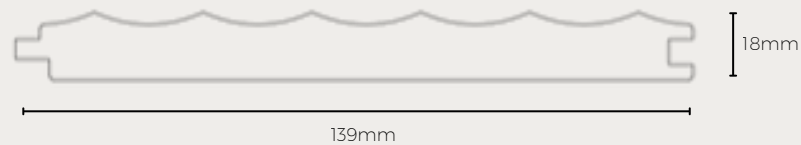
FORTE II



Note: Profile drawing are indicative and not to scale.

Colour	Length	Width	Thickness	Weight	Sku
Carbonised	1860mm	139mm	18mm	5.06kg	CLAD-SYMP-CELLO-SB2-W139-H1860-C
Dark Carbonised	1860mm	139mm	18mm	5.529kg	CLAD-SYMP-CELLO-SB2-W139-H1860-DC

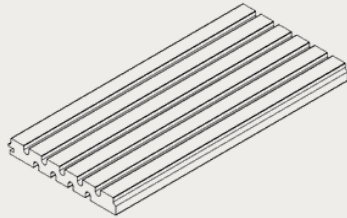
FORTE III



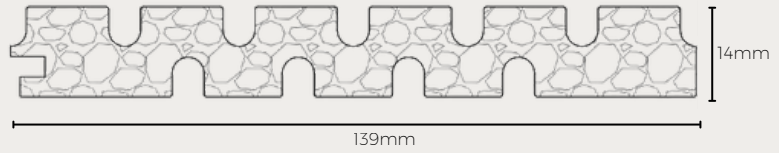
Note: Profile drawing are indicative and not to scale.

Colour	Width	Length	Thickness	Weight	Sku
Carbonised	139mm	1860mm	14mm	3.6kg	CLAD-SYMP-CELLO-SB3-T14-W139-H1860-C
Dark Carbonised	139mm	1860mm	14mm	3.9kg	CLAD-SYMP-CELLO-SB3-T14-W139-H1860-DC
Carbonised	139mm	1860mm	18mm	4.607kg	CLAD-SYMP-CELLO-SB3-T18-W139-H1860-C
Dark Carbonised	139mm	1860mm	18mm	5.026kg	CLAD-SYMP-CELLO-SB3-T18-W139-H1860-DC

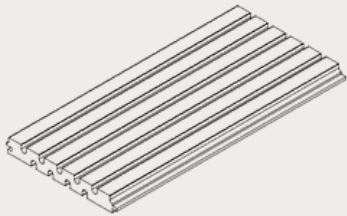
FORTE VII



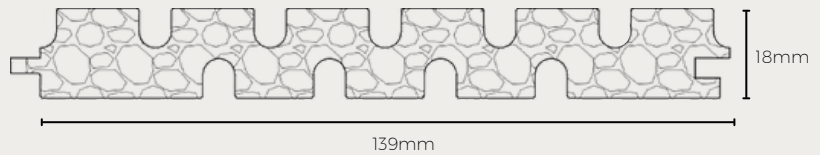
Forte VII - G1



Note: Profile drawing are indicative and not to scale.



Forte VII - G2



Note: Profile drawing are indicative and not to scale.

Colour	Width	Length	Thickness	Weight	Sku
Carbonised G1	139mm	1860mm	14mm	4.146kg	CLAD-SYMP-CELLO-SB7-G1-W139-H1860-C
Dark Carbonised G1	139mm	1860mm	14mm	4.523kg	CLAD-SYMP-CELLO-SB7-G1-W139-H1860-DC
Carbonised G2	139mm	1860mm	18mm	4.146kg	CLAD-SYMP-CELLO-SB7-G2-W139-H1860-C
Dark Carbonised G2	139mm	1860mm	18mm	4.523	CLAD-SYMP-CELLO-SB7-G2-W139-H1860-DC



OPERA RANGE - SPECIALISED ACOUSTIC CLADDING

Inspired by the rhythm and resonance of sound, the Opera Range transforms architectural surfaces into acoustic design features. Defined by its perforated profile, Opera enhances sound absorption while creating visual depth and texture through the interplay of light and shadow.

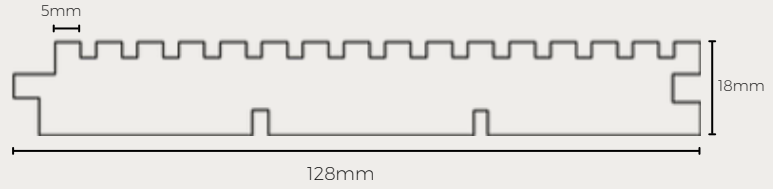
More than standard cladding, Opera introduces acoustic performance into both exterior and interior applications, helping reduce noise reverberation and improve spatial comfort - particularly in commercial, hospitality, and public environments. The perforation pattern not only supports acoustic functionality but also adds architectural character, elevating the overall spatial experience.

Crafted from sustainable engineered bamboo, the Opera Range balances performance with material warmth and design expression. Designed for projects where both form and function matter, Opera offers an elevated alternative to conventional cladding – bringing sound, structure, and materiality together in one cohesive system.



OPERA I

Order Only

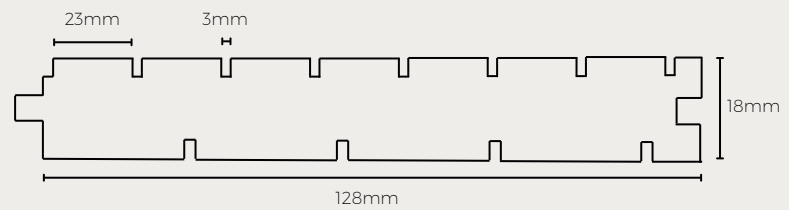
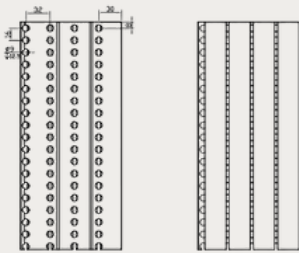


Note: Profile drawing are indicative and not to scale.

Colour	Width	Length	Thickness	Weight	Sku
Raw	128mm	2000mm	18mm	2.1kg	ACOU-SYMP-OPERA-W128-H2000-R
	128mm	2900mm	18mm	3.3kg	ACOU-SYMP-OPERA-W128-H2900-R

OPERA III

Order Only

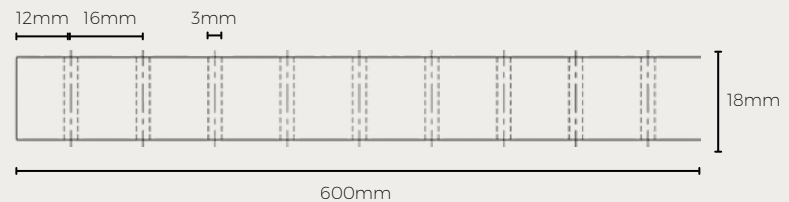
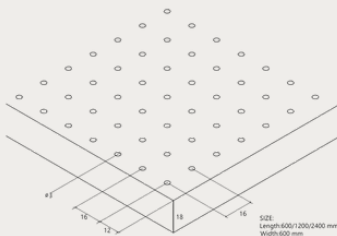


Note: Profile drawing are indicative and not to scale.

Colour	Width	Length	Thickness	Sku
Raw	128mm	2000mm	18mm	ACOU-SYMP-OPERA-3-W128-H2000-R
	128mm	2900mm	18mm	ACOU-SYMP-OPERA-3-W128-H2900-R

OPERA V

Order Only

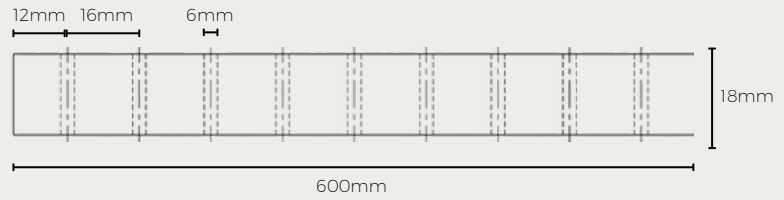
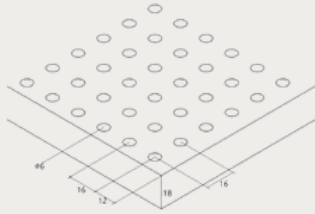


Note: Profile drawing are indicative and not to scale.

Colour	Width	Length	Thickness	Weight	Sku
Raw	600mm	1200mm	18mm	2.3kg	ACOU-SYMP-OPERA-5-W600-H1200-R
	600mm	2400mm	18mm	4.6kg	ACOU-SYMP-OPERA-5-W600-H2400-R

OPERA VI

Order Only





Note: Profile drawing are indicative and not to scale.

Colour	Width	Length	Thickness	Weight	Sku
Raw	600mm	1200mm	18mm	2.3kg	ACOU-SYMP-OPERA-6-W600-H1200-R
	600mm	2400mm	18mm	4.6kg	ACOU-SYMP-OPERA-6-W600-H2400-R

ACCESSORIES

Bamboo Capping Square 	Item	Details	Length [L] x Width [W] x Height [H]	SKU
	Scrimber Post G1	Medium carbonised bamboo post-one side groove.	2500mm [L] x 70mm [W] x 14mm [H] 2500mm [L] x 70mm [W] x 18mm [H]	LUMB-STRA-POST-W70-H2500-D70-G1-18mm-C LUMB-STRA-POST-W70-H2500-D70-G1-14mm-C
		Medium carbonised bamboo post-two sides groove.	2500mm [L] x 70mm [W] x 14mm [H] 2500mm [L] x 70mm [W] x 18mm [H]	LUMB-STRA-POST-W70-H2500-D70-G2-18mm-C LUMB-STRA-POST-W70-H2500-D70-G2-14mm-C
	Post Holder		120mm [L] x 120mm [W] x 150mm [H]	

COLOUR CHART



ACCESSORIES

Bamboo Capping Square 	Finish	Length [L] x Width [W] x Height [H]	SKU
	Raw	5800mm [L] x 38mm [W] x 48mm [H] 5800mm [L] x 40mm [W] x 70mm [H]	CAPP-VERT-SQUARE-38-W48-H5800-R CAPP-VERT-SQUARE-40-W70-H5800-R
		Teak	5800mm [L] x 38mm [W] x 48mm [H] 5800mm [L] x 40mm [W] x 70mm [H]

BAMBOO BENEFITS



SOIL EROSION
PREVENTION &
RESTORATION



ZERO-WASTE
LIFE CYCLE



GREENHOUSE
GAS EMISSIONS



NATURAL
WATER
PURIFICATION



SHORT HARVEST
CYCLE




SELF-
REGENERATING
GROWTH



SUPERIOR WATER
RETENTION



SUPERIOR
CARBON
SEQUESTRATION



NATURALLY
RESISTANT
TO TERMITES



BIODIVERSITY
PRESERVATION



CLIMATE CHANGE
MITIGATION



ENHANCED
OXYGEN
PRODUCTION



A BAMBOO LEGACY

At House of Bamboo®, we are carrying on a legacy that was founded last century, when Mark Snyders first began to source environmentally conscious bamboo. Recognised globally as a leading bamboo specialist, we are committed to creating beautiful, environmentally friendly bamboo products and encouraging Australians to embrace the benefits of bamboo.



A SUSTAINABLE FUTURE

In addition to being House of Bamboo® CEO, Jennifer Snyders also pursues her passion for sustainability by advocating bamboo projects throughout Australia and supporting land regeneration and reforestation.

Having qualified at UNSW with a Bachelor of Science (Architecture), she understands the incredible potential of bamboo and her sense of design and technical understanding has allowed her to develop a range of engineered bamboo products that can out perform timber.

MEET THE SPECIALIST

We're not typical suppliers. We're material consultants who understand the complexities of your project. Our team of architects, engineers, and sustainability specialists brings real professional insight to every stage.

From specification through installation, we work with you to ensure our engineered bamboo meets your project's needs. Beautiful spaces, people actually stop and notice.



Jennifer Snyders

CEO & Bamboo Expert |
NSW

[Contact me](#)



Anna Borella

Interior Designer & Bamboo
Specialist | NSW

[Contact me](#)



Mayra Miranda

Architect, Interior Designer
& Bamboo Specialist | NSW

[Contact me](#)



Greg Severin

Bamboo Specialist | WA

[Contact me](#)



Rachel Potter

Interior Designr, Sales and
Design Consultant | QLD

[Contact me](#)



Vik Rodrigo

Bamboo Specialist | VIC

[Contact me](#)



Federico Riches

Architect, Sustainable
design



Isabella van der Griend

Materials Specialist,
Bamboo Advocate

HEAD OFFICE & SHOWROOM



13 Erith Street, Botany NSW 2019

DISPLAY CENTRE QLD

BUILD AND DESIGN CENTRE BRISBANE



66 Merivale Street, South Brisbane QLD 4101

CONTACT



For General Enquiries

info@houseofbamboo.com.au



Local or Interstate: 1800 240 996

International: (+61)2 9666 5703

ONLINE



www.houseofbamboo.com.au



[@house.of.bamboo.australia](https://www.instagram.com/house.of.bamboo.australia)

house of
bamboo

EST. 1972